



Light Up Your Holidays

PARTS LIST

	ID	NAME	Part #	
<input type="checkbox"/>	1	B3	Battery Holder	6SCB3
<input type="checkbox"/>	1	D12	Color 2 LED	6SCD12
<input type="checkbox"/>	1		Mounting Base	6SCFMB2
<input type="checkbox"/>	1		Holiday Tree	6SCFT3




Model SCHOLTR1

Installing batteries:

- Insert three (3) 1.5V AA batteries (not included) in the holder. Be sure to orient the battery "+" as marked in the holder.
- When installing a battery, be sure the spring is compressed straight back, and not bent up, down, or to one side.
- Battery installation should be supervised by an adult.

IMPORTANT:
 If any parts are missing or damaged, **DO NOT RETURN TO RETAILER.**
 e-mail us at: support@elenco.com.
 You may order additional / replacement parts:
elenco.com/replacement-parts



STEAM

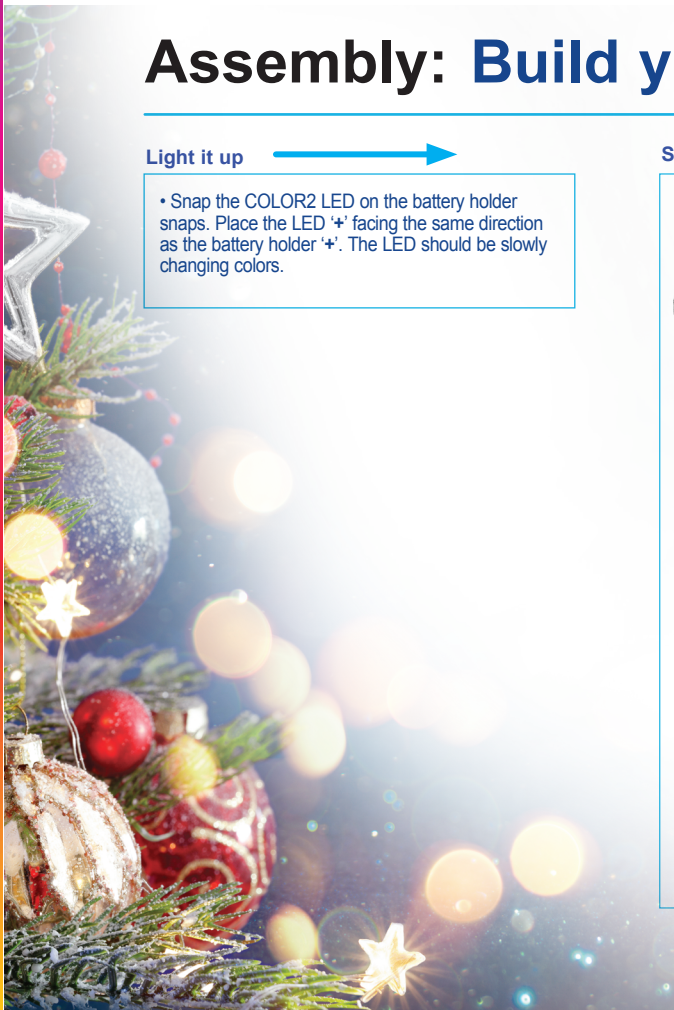
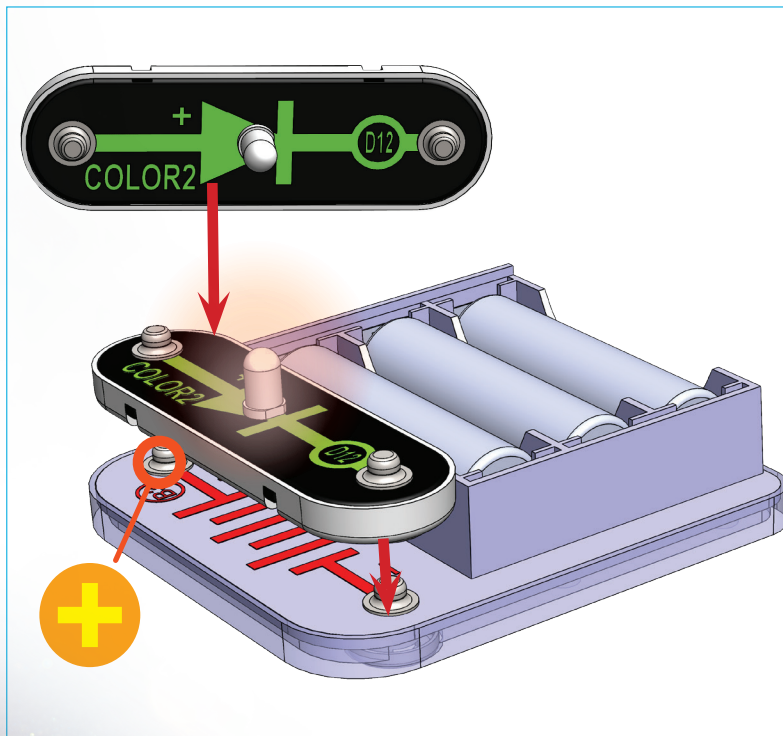
SCHOLTR1

Assembly: Build your Holiday Tree

Light it up →

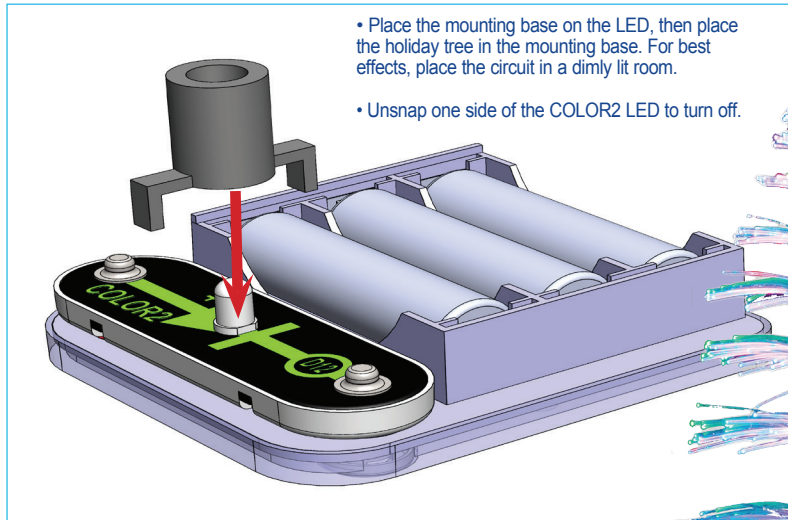
- Snap the COLOR2 LED on the battery holder snaps. Place the LED '+' facing the same direction as the battery holder '+'. The LED should be slowly changing colors.

STEP 1 →

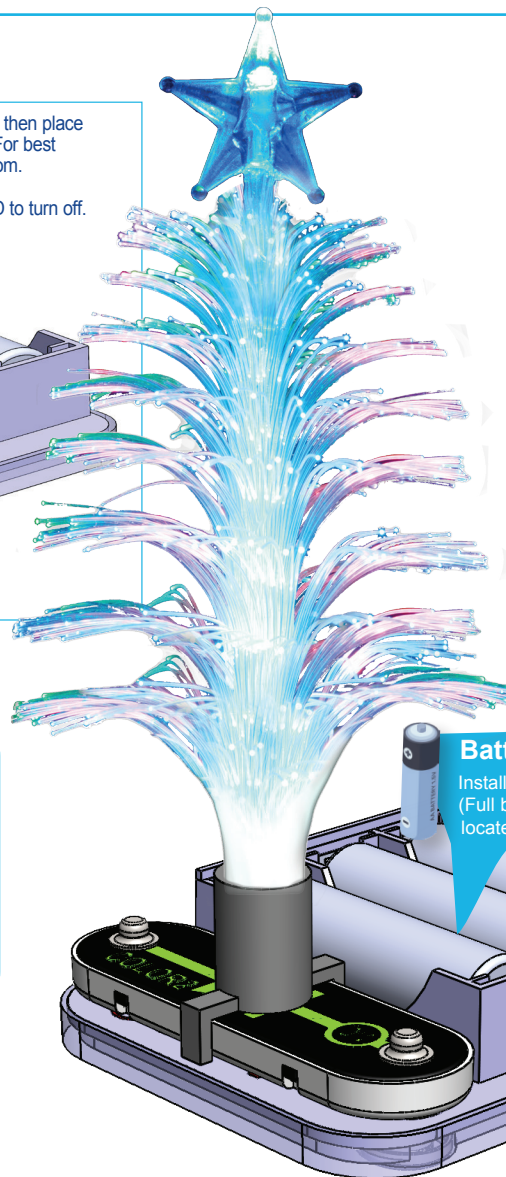


Assembly: Enjoy Your Holiday Tree

STEP 2



- Place the mounting base on the LED, then place the holiday tree in the mounting base. For best effects, place the circuit in a dimly lit room.
- Unsnap one side of the COLOR2 LED to turn off.



What is an LED? How does it work?

An LED (Light Emitting Diode) is a semiconductor device that emits light when activated. They act as a one-way valve that allows electricity to flow in only ONE direction. When positioned in the circuit, if the + side is facing the + terminal of the source, then electricity will flow through it. If they face opposite sides, the LED stops all flow of electricity. LEDs are commonly used as indicator lights and often for home lighting because they are more energy efficient than incandescent light bulbs.

Batteries: X3

Install three (3) "AA" batteries (Full battery installation and warnings located within this manual)

WARNING: This toy products flashes that may trigger epilepsy in sensitised individuals.

Adult Supervision: Because children's abilities vary so much, even with age groups, adults should exercise discretion as to which experiments are suitable and safe (the instructions should enable supervising adults to establish the experiment's suitability for the child). Make sure your child reads and follows all of the relevant instructions and safety procedures, and keeps them at hand for reference. This product is intended for use by adults and children who have attained sufficient maturity to read and follow directions and warnings.



WARNING: SHOCK HAZARD -

Never connect Snap Circuits® to the electrical outlets in your home in any way!

IMPORTANT:

If any parts are missing or damaged,
DO NOT RETURN TO RETAILER.
e-mail us at: support@elenco.com.

You may order additional / replacement parts:
elenco.com/replacement-parts

WARNING: Always check your wiring before turning on a circuit. Never leave a circuit unattended while the batteries are installed. Never connect additional batteries or any other power sources to your circuits.



WARNING: CHOKING HAZARD -

Small parts. Not for children under 3 years.

This instruction manual must be retained since it contains important information.

Batteries: X3



- Use only 1.5V AA type, alkaline batteries (not included).
- Insert batteries with correct polarity.
- Do not mix old and new batteries.
- Remove batteries when they are used up.
- Do not mix alkaline, standard (carbon-zinc), or rechargeable.
- Do not connect batteries or battery holders in parallel.
- Do not short circuit the battery terminals.
- Never throw batteries in a fire or attempt to open its outer casing.
- Batteries are harmful if swallowed, so keep away from small children.
- Non-rechargeable batteries should not be recharged.
- Rechargeable batteries should only be charged under adult supervision, and should not be recharged while in the product.

If you have any problems, contact: ELENCO® ELECTRONICS, LLC

150 Carpenter Ave. Wheeling, IL 60090 | (800) 533-2441 | support@elenco.com | elenco.com

753355

Copyright © 2024 ELENCO® Electronics, LLC. All Rights Reserved.